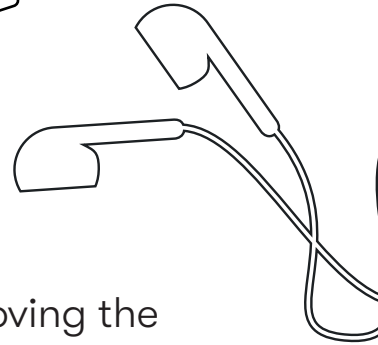

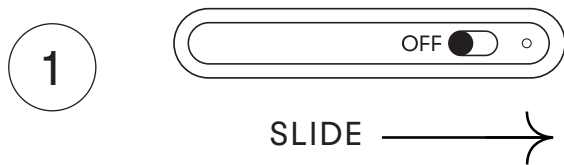


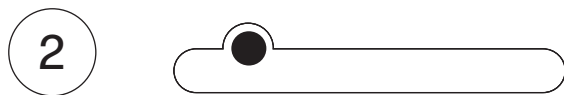
# How to use an iPod Shuffle



This iPod is preloaded with songs that'll hopefully bring some memories to life. Below are the simple instructions on how to use it. Enjoy!



Turn the iPod **ON** by moving the button on the top from **ON** to **OFF**. When it is **ON** you will see a green light appear.



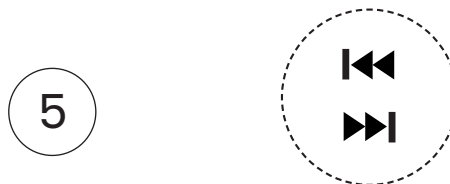
Push your headphones into the hole on the underside of the iPod then put the headphones over your ears.



To **PLAY** or **PAUSE** a song press the middle button.



To control the volume press **+** for louder or **-** for quieter.



To change the song press **▶▶** for the next song or **◀◀** for the previous song.



When you are finished remove your headphones and turn the slider from **ON** to **OFF**. Connect the iPod to the charger via the headphone hole and plug into the wall.